



webtechbd.net

# WEB TECHNOLOGY BANGLADESH

## Newspaper Website Features

1. News Publication based on topics or categories.
2. Can set topics or categories for each publication.
3. Image upload option for each news.
4. Facebook and twitter sharing, like option.
5. Comments for each news section.
6. Signup option using Facebook or Twitter.
7. User activity report.
8. Back-end control panel to control whole website.



url: <http://www.dailymatrijagat.com>, <http://www.ematrijagat.com>

## Asset Management Module

1. Asset Setup
2. Asset View (Update/Delete)
3. Report

- ✓ Single Asset Report
- ✓ Total Asset Report

url: [http://www.webtechbd.net/biam\\_asset/](http://www.webtechbd.net/biam_asset/)


Asset Management						
Assets Rooms Item Names Item Types Specifications Users Groups						
Users						
Id	Username	Email	Group	Registration Date	Actions	
1	admin	admin@biam.org	Super Admin	17 Nov 2012	View	Edit Delete
2	user	user@biam.net	User	21 Nov 2012	View	Edit Delete
5	anis	anis@anis.com	User	16 Dec 2012	View	Edit Delete
6	munna	munna@mun.com	User	28 Dec 2012	View	Edit Delete
7	fazlu	a_k@yahoo.com	Super Admin	14 Jan 2013	View	Edit Delete

Page 1 of 1, showing 5 records out of 5 total, starting on record 1, ending on 5

## HR Module Features

1. Add / View / Update Employee and Employee Id
2. Insert Master Form (Details of the Employee and Calculation Part)
3. Payment to the Employee
4. Attendance
5. Leave / Loan Application
6. Master View (Edit/Delete) – Holiday, Pay Head, Professional Tax Slab, Salary Detail etc.
7. Reports

- ✓ Single Pay slip



webtechbd.net

# WEB TECHNOLOGY BANGLADESH

- ✓ Multiple Pay Slip
- ✓ Salary Register
- ✓ Bonus Pay slip
- ✓ Attendance(month wise)

url: <http://www.webtechbd.net/hr/>

HUMAN RESOURCE MANAGEMENT																																																
Home	Departments	Employee	HR	Timesheet	Salary	Report																																										
<div style="float: left; margin-right: 10px;"> <input type="button" value="Department add"/>  <input type="button" value="Cancel"/> </div> <h3 style="margin: 0;">Department</h3> <p style="font-size: small;">Page 1 of 1, showing 6 records out of 6 total, starting on record 1, ending on 6.</p> <table border="1" style="width: 100%; border-collapse: collapse;"> <thead> <tr> <th>Code</th> <th>Department</th> <th>Location</th> <th>Projects</th> <th>Remarks</th> <th>Actions</th> </tr> </thead> <tbody> <tr> <td>D002</td> <td>Accounts</td> <td>Head Office</td> <td>World bank Project 001</td> <td>ccod</td> <td><a href="#">Edit</a> <a href="#">Delete</a></td> </tr> <tr> <td>D004</td> <td>Admin</td> <td>Head Office</td> <td>Community Center</td> <td></td> <td><a href="#">Edit</a> <a href="#">Delete</a></td> </tr> <tr> <td>90234</td> <td>Computer</td> <td>Khulna</td> <td>Community Center</td> <td></td> <td><a href="#">Edit</a> <a href="#">Delete</a></td> </tr> <tr> <td>D003</td> <td>Finance</td> <td>Head Office</td> <td>Sanitation</td> <td></td> <td><a href="#">Edit</a> <a href="#">Delete</a></td> </tr> <tr> <td>D001</td> <td>Information Technology</td> <td>Head Office</td> <td>BD76322</td> <td>ddd</td> <td><a href="#">Edit</a> <a href="#">Delete</a></td> </tr> <tr> <td>DSP</td> <td>Prod</td> <td>G-2</td> <td>World bank Project 001</td> <td></td> <td><a href="#">Edit</a> <a href="#">Delete</a></td> </tr> </tbody> </table>							Code	Department	Location	Projects	Remarks	Actions	D002	Accounts	Head Office	World bank Project 001	ccod	<a href="#">Edit</a> <a href="#">Delete</a>	D004	Admin	Head Office	Community Center		<a href="#">Edit</a> <a href="#">Delete</a>	90234	Computer	Khulna	Community Center		<a href="#">Edit</a> <a href="#">Delete</a>	D003	Finance	Head Office	Sanitation		<a href="#">Edit</a> <a href="#">Delete</a>	D001	Information Technology	Head Office	BD76322	ddd	<a href="#">Edit</a> <a href="#">Delete</a>	DSP	Prod	G-2	World bank Project 001		<a href="#">Edit</a> <a href="#">Delete</a>
Code	Department	Location	Projects	Remarks	Actions																																											
D002	Accounts	Head Office	World bank Project 001	ccod	<a href="#">Edit</a> <a href="#">Delete</a>																																											
D004	Admin	Head Office	Community Center		<a href="#">Edit</a> <a href="#">Delete</a>																																											
90234	Computer	Khulna	Community Center		<a href="#">Edit</a> <a href="#">Delete</a>																																											
D003	Finance	Head Office	Sanitation		<a href="#">Edit</a> <a href="#">Delete</a>																																											
D001	Information Technology	Head Office	BD76322	ddd	<a href="#">Edit</a> <a href="#">Delete</a>																																											
DSP	Prod	G-2	World bank Project 001		<a href="#">Edit</a> <a href="#">Delete</a>																																											

## Store Management

1. Store Setup
2. Store View (Update/Delete)
3. Report
  1. Purchase Order Report
  2. Vendor List
  3. Good Receive Note List
  4. Particular Vendor
  5. Indent Report
  6. Item Report
  7. Category Report

## Diagnostic Center

1. Patient Test information entry form
2. Report Generation: Time, Particular entity selection by test name
3. Bill Creation: Particular entity selection by price

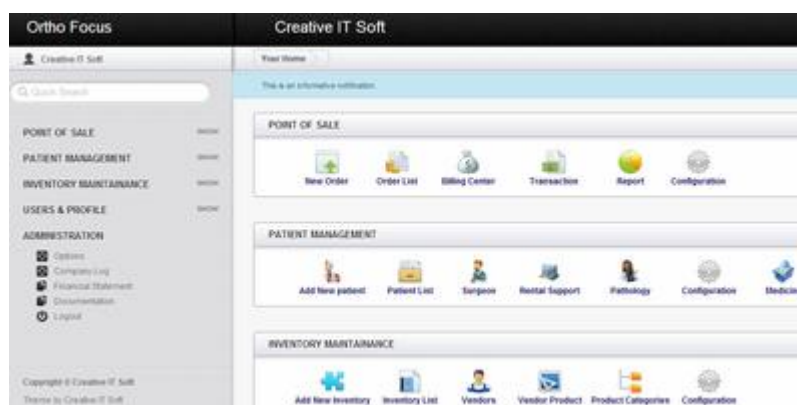
url: <http://rblbd.net/diagnostic/bill.html>

BILL		15-Feb-2013																																								
Order No:	0228212	Order ID:	7021																																							
Name:	30-Abdullah Mannan	Age:	24 Year																																							
Address:	23-10/10/10/10	Sex:	M																																							
Phone:	01700000000																																									
<table border="1" style="width: 100%; border-collapse: collapse;"> <thead> <tr> <th>SLP</th> <th>TEST NAME</th> <th>AMOUNT (TK)</th> </tr> </thead> <tbody> <tr><td>1</td><td>HB</td><td>275.00</td></tr> <tr><td>2</td><td>Urea</td><td>275.00</td></tr> <tr><td>3</td><td>Creatinine</td><td>275.00</td></tr> <tr><td>4</td><td>Glucose</td><td>275.00</td></tr> <tr><td>5</td><td>WBC</td><td>275.00</td></tr> <tr><td>6</td><td>Platelet</td><td>275.00</td></tr> <tr><td></td><td><b>Total</b></td><td><b>1650.00</b></td></tr> <tr><td></td><td>Discount</td><td>0.00</td></tr> <tr><td></td><td><b>Sub Total</b></td><td><b>1650.00</b></td></tr> <tr><td></td><td>20% Discount</td><td>-330.00</td></tr> <tr><td></td><td><b>Net Payable</b></td><td><b>1320.00</b></td></tr> <tr><td></td><td>Print amount</td><td>1320.00</td></tr> </tbody> </table>				SLP	TEST NAME	AMOUNT (TK)	1	HB	275.00	2	Urea	275.00	3	Creatinine	275.00	4	Glucose	275.00	5	WBC	275.00	6	Platelet	275.00		<b>Total</b>	<b>1650.00</b>		Discount	0.00		<b>Sub Total</b>	<b>1650.00</b>		20% Discount	-330.00		<b>Net Payable</b>	<b>1320.00</b>		Print amount	1320.00
SLP	TEST NAME	AMOUNT (TK)																																								
1	HB	275.00																																								
2	Urea	275.00																																								
3	Creatinine	275.00																																								
4	Glucose	275.00																																								
5	WBC	275.00																																								
6	Platelet	275.00																																								
	<b>Total</b>	<b>1650.00</b>																																								
	Discount	0.00																																								
	<b>Sub Total</b>	<b>1650.00</b>																																								
	20% Discount	-330.00																																								
	<b>Net Payable</b>	<b>1320.00</b>																																								
	Print amount	1320.00																																								
Total bill:	1320.00 BDT																																									
Print amount (in word):	Four Hundred and Twenty BDT only																																									
Delivery Time:	15-Feb-2013 15:20:24																																									

## Medical

1. POINT OF SALE
2. PATIENT MANAGEMENT
3. INVENTORY MAINTAINANCE
4. USERS & PROFILE
5. ADMINISTRATION

url: <http://medinv.creativeitsoft.com/>



## Automated Time Attendance System Reports

1. Entry & Exit time calculated
2. Report Generation: Time, Particular entity selection by employee ID

url: <http://www.webtechbd.net/attend/>



## Inventory

1. Inventory Setup
2. Inventory View (Update/Delete)
3. Report

- ✓ Single Inventory Report
- ✓ Total Inventory Report


url: <http://inventory.creativeitsoft.com/>



## School Management Software Features:

### Our Software has 17 Modules:

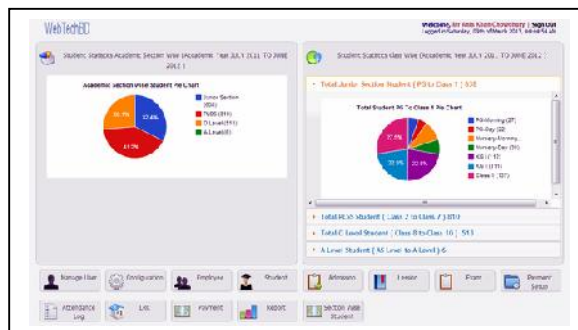
1. **Admin Module** (For School Set Up Management)
2. **Admission Module** (For Admission and Promotion of Student)
3. **Registration Module** (For Admission Test Management)
4. **Fees Collection Module** (For Fees Set Up and Fees Collection)
5. **Student Module** (For Online Exam and Payment Checking)
6. **Exam Controller Module** (For Exam and Marks Management)
7. **Time Table Module** (For Managing Class Routine)



webtechbd.net

# WEB TECHNOLOGY BANGLADESH

8. **Hostel Module** (For Managing Hostel)
9. **Library Module** (For Managing Library)
10. **Faculty Module** (For Student Attendance and Marks Input)
11. **HR Module** (For Employee Management and Salary Payment)
12. **Transport Module** (For Transport Management)
13. **Asset Management Module** (For Managing Asset)
14. **Store Management Module** (For Managing Store)
15. **Finance/Account Module** (For Account Report Management)
16. **Online Test Module** (For Managing Admission Test, various Competitive test (eg. GK, Maths, Science etc.) among the Student of same School or different Schools).
17. **Extra Curricular Activities Module** (For Managing School Competition like Essay Writing, Story Writing, Drawing etc.)
18. **Student Progress Analysis Module** (For Managing Progress Report in Academic, Co-Curricular Activities and Behavioral Aspects of a student)



## 1. Admin Module Features:

1. Add and View Notice and News
2. Manage User Access and Activate User
3. Add/ View / Update / Delete Addresses
4. Primary Setup (Add / Edit / Delete) –Trust / NGO / Governing Body / School / Standard / Semester / Section / House / Program Matrix / Subject / Standard Matrix
5. Add Header of a Report

Administrator Login

Username (your e-mail address)


Password

LOGIN

[Forgot your username or password?](#)

## 2. Admission Module's Feature:

1. Add / Edit student, change students Roll no., apply for hostel, view student Information.
2. Promote students to next higher classes individually or all together.



webtechbd.net

# WEB TECHNOLOGY BANGLADESH

3. Follow up Students who have applied for admission.
4. View report against previous school information, admission information and student details.


## 3. Registration Module's Feature:

This module starts working once students have appeared for entrance test:

1. New Registration and also can search whether the student has already admitted or not by his/her Roll no.
2. Search Candidate by date and name who has appeared for the entrance test, also student can be follow up from here.
3. Set Exam date, time and full marks of the Entrance Exam and Personal Interview.
4. Allot exam and Date to the registered candidates for Exam and Personal Interview.
5. Search Allotted Student for Exam and Personal Interview
6. Insert Marks for Exam and Personal Interview
7. Result – Insert Pass / Fail and then set eligibility
8. Report – Print Pass / Fail list and Eligible students list.

## 4. Fees Controller Module's Feature:

1. Fees Setup – Set Fees Type, Fees Details, Seat, Set Fees Head, Fees Scheme and Fees Matrix
2. Issue and Re-Issue Fees Book.
2. Fees Management – Fees Collection and Fees Concession
3. Fees View (Update/Delete)
4. Transaction Details – Student Last Transaction, All Transaction, Fee Scheme and Fee Details.
5. Fees Posting To Finance
6. Report
  - ✓ Students under a Fees Scheme
  - ✓ Students under a Fees Scheme (Stream Wise)
  - ✓ Daily Cash Collection
  - ✓ Daily Cheque Collection
  - ✓ Daily DD Collection
  - ✓ Daily Card Collection



webtechbd.net

# WEB TECHNOLOGY BANGLADESH

- ✓ Head Wise Fees Collection
- ✓ Head Wise Fees Details
- ✓ Mode Wise Collection Report
- ✓ Month wise Fee Collection Report
- ✓ Collection Summary Till Date
- ✓ Student Information
- ✓ Fees Book No
- ✓ Class Wise Due List
- ✓ Daily Collection Report
- ✓ Daily Collection Report(Head Wise)
- ✓ Bank Wise Fees Collection
- ✓ Daily Collection Report(Student wise)
- ✓ Roll no. Wise Due List
- ✓ Class Wise Only Due List Students

## 5. Student Module's Feature:

1. Exam – View Exam Schedule, Appear For Online Test and View Result of Online Test
2. Fees Payment – Last Transaction and All Transaction

## 6. Exam Controller Module's Feature:


1. Questions – Add, Edit, View Questions and then Generate Questions according to the class, subject, marks etc.
2. Exam Setup – Set Exam Type, Name, Prepare Marks Grade and then set Full Marks Subject wise.
3. Show Result of the online tests.
4. Update Result
5. Schedule Exam
6. Print School Reopen date on the marksheet.
7. Print Automated Marksheet

## 7. Time Table Module's Feature:

1. Set Time Table – Add Subject, Generate Routine, Allot Teacher Routine Wise and Teacher Consignment
2. View Time Table – View Final Routine, All Allot Class, Allotted Class by Day, Free Teacher and Subject.
3. Extra Utilities – Teacher Attendance, Allot Teachers against their Attendance and Print Proxy Teacher List

## 8. Hostel Management Module's Feature:

712 North Kafrul, Dhaka-1206, Tel: +8801756198367, url: [www.webtechbd.net](http://www.webtechbd.net), email: [info@webtechbd.net](mailto:info@webtechbd.net)



1. Hostel Setup – Set Type, Hostel, Room, Facilities, Fees, Seat, Expenses etc.
2. Hostel Setup View (Update/Delete) – View Hostel, Room, Fees, Seat, Expenses etc.
3. Report – Hostel Details, Room Status, Room Category, Students Under a Hostel, Bed Status, Expenses etc.

## **9. Transport Management Module's Feature:**

1. Manage Fuel Station, Vehicle, Fuel type, Route
2. Route Matrix, Route Allotment, Expenses Entry.
3. Transport Management View (Update/Delete) – View Fuel Master, Route Matrix, Route Allotment and Expenses.
4. Report – Vehicle, Vehicle Wise Stop, Vehicle Student, Expenses etc.

## **10. Library Management Module's Feature:**

1. Library Setup – Add Library and its Category, Add Book, Journal and Question Paper.
2. Library Transaction – Issue, Return or Renew of Books by the Student and Teacher.
3. Request List – Book Request by Student or Teacher.
4. Expenses Entry
5. Report
  - ✓ Author Wise Book List
  - ✓ Publisher Wise Book List
  - ✓ Individual Reference Book List
  - ✓ All Reference Book List
  - ✓ Book List
  - ✓ Issue Report
  - ✓ Return Report
  - ✓ Expenses View

## **11. Faculty Module's Feature:**

1. Mark and View Class Attendance daily, monthly and student wise.
2. Subject Marks Entry for All Classes.
3. Marks Entry for the Co-Curricular Part
4. Add Paper, Set / Edit Question for Online Exam





5. Set Exam Schedule, View / Delete Result for Online Exam
6. Add / View Chapter and Question for School Exam
7. Report
  - ✓ All Exam Schedule
  - ✓ Exam Schedule Of Standard
  - ✓ Student Login Report

## **12. HR Module Features:**


1. Add / View / Update Employee and Employee Id
2. Insert Master Form (Details of the Employee and Calculation Part)
3. Payment to the Employee
4. Attendance
5. Leave / Loan Application
6. Master View (Edit/Delete) – Holiday, Pay Head, Professional Tax Slab, Salary Detail etc.
7. Reports
  - ✓ Single Pay slip
  - ✓ Multiple Pay Slip
  - ✓ Salary Register
  - ✓ Bonus Pay slip
  - ✓ Attendance(month wise)

## **13. Asset Management Module's Features:**

1. Asset Setup
2. Asset View (Update/Delete)
3. Report
  - ✓ Single Asset Report
  - ✓ Total Asset Report

## **14. Store Management Module's Feature:**

1. Store Setup
2. Store View (Update/Delete)



webtechbd.net

# WEB TECHNOLOGY BANGLADESH

## 3. Report

8. Purchase Order Report
9. Vendor List
10. Good Receive Note List
11. Particular Vendor
12. Indent Report
13. Item Report
14. Category Report

## **15. Finance/Account Module's Feature:**

1. Add / View Group
2. Add / View Ledger
3. Payment / Receipt / Journal / View Voucher
4. Report
  1. Profit & Loss Account
  2. Balance Sheet
  3. Expenses
  4. Salary Expenses
  5. Fees Collection Report
  6. Fees Collection Report(Head Wise)
  7. Cash Book

## **16. Co-Curricular Activity Module:**

1. View Co-Curricular Activities marks.

## **17. Progress Analysis Module:**

1. View Progress of a Student in Academic, Co-Curricular Activities and Behaviour Aspects.

url: <http://www.srajib.info/school/?module=login&action=Login>